

# Dissemination of End of Program Evaluation Report: Youth Friendly Services

African Youth Alliance  
Pathfinder International

*8<sup>th</sup> January, 2006*



# Key Findings

## A. Facility Strengthening (Static Clinics):

- 65 facilities assessed; 54 developed action plans; 14 GHS/MOH facilities could not implement their action plans (Table 1)

# Table 1: Total Number of Facilities Assessed by Partner

Partner	No. of Facilities Assessed	Period Facilities Assessed	No. of Facilities with Action Plans	Comment
CHAG	12	2002-2003	10	Two sites – Manna Mission Hospital & Akim Wenchi (Eastern Region) – were initially assessed but excluded from the project due to disinterest by clinic management (Manna) and incorrect selection (Akim Wenchi).
PPAG	5	2002	4	Sogakope clinic was used as a practicum site during training and was not located within an AYA district.
GHS	51	2003-2004	40	The action plans of 11 facilities were not developed as they were assessed with less than nine months of project implementation remaining.

# Key Findings (Cont)

## Training & Orientation

- 33 Assessors trained
- 186 TOTs organized
- 685 serviced providers trained
- 2,667 facility staff oriented on ASRH

# Staff trained by Type of training & IP

Type of activity	CHAG	PPAG	GHS	Total
Training of assessors	7	3	23	33
Training of Trainers	21	0	165	186
Training of service providers	90	14	581	685
Orientation of facility staff	610	10	2,057	2,667

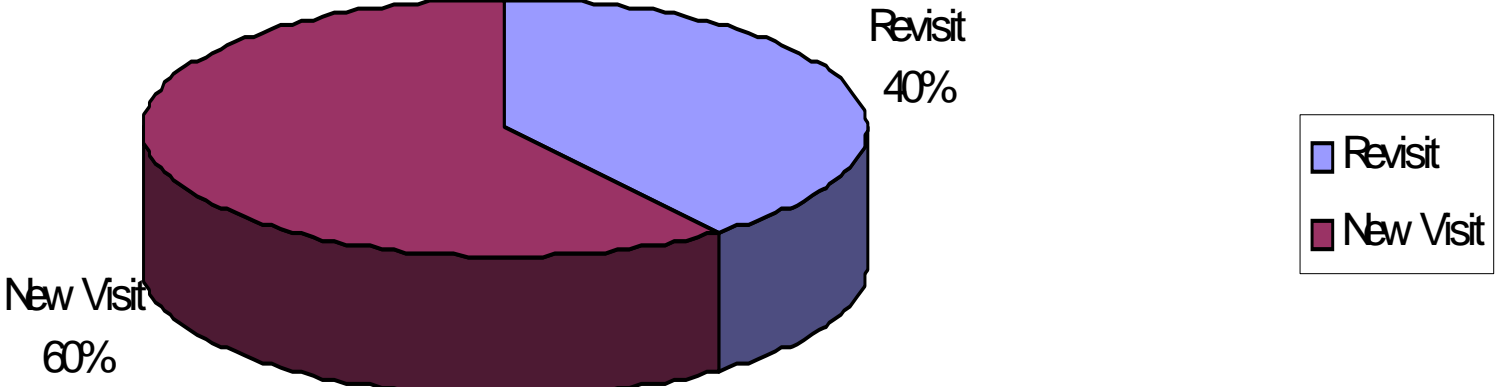
# Improved Facility Environment

<b>FACILITY</b>	<b>Baseline Scores</b>	<b>Endline Scores</b>	<b>Improvement Gained</b>
<b>PPAG</b>			
PPAG Young & Wise Centre Youth Clinic,	42	49	7
<b>CPHAG</b>			
Alpha Medical Centre, Madina	24	43	18
Assin Praso Presby Health Centre	24	48	23
<b>GHS</b>			
Kuntananse Government Hospital	20	34	14
Tema Polyclinic	30	31	1

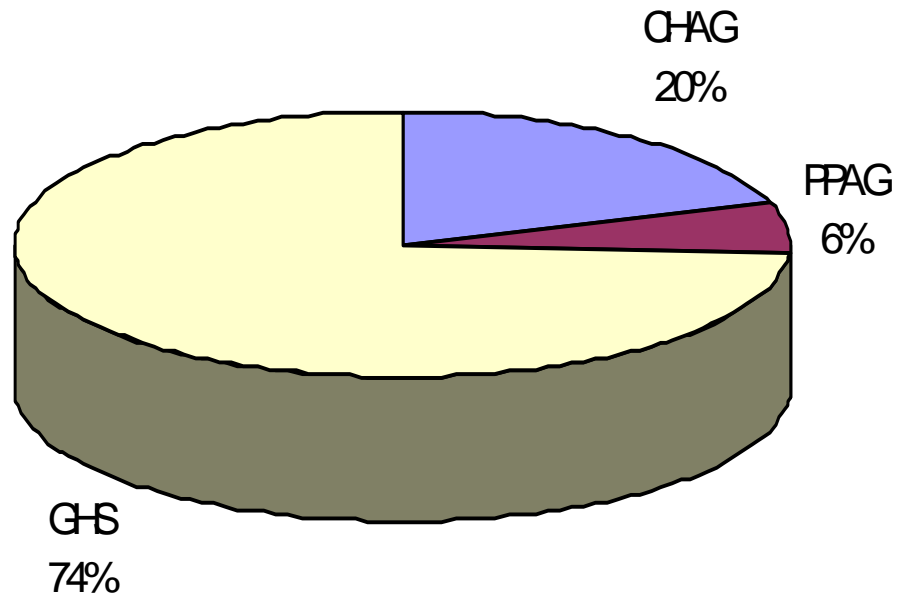
# Clinic/Facility Visits

- 281,296 young people provided with YFS at facilities

# Share of Youth visit by Type of Visit



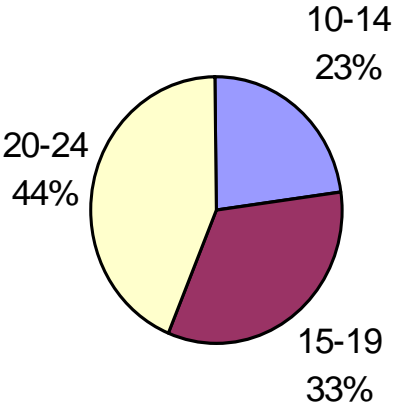
## Share of IPs in Total Youth Visits



# Clinic/Facility visits (Cont)

- More females (61%) visits recorded
- Visits increased with age: 44% (20-24); 33% (15-19) & 23% (10-14)

# Share of age groups in youth visits



# Contraceptive Distribution (Static)

- 646,602 pieces of male condoms
- 3,784 female condoms
- 6,960 other contraceptives: 44.8%  
Injectables; 44.1% pills; 5% IUD & 1.3%  
norplant

# Testing & Treatments

## **1. 3,437 testing visits**

- 68.5% STIs;
- 31.5% VCT/HIV

## **2. 4,073 cases of treatments**

- 88% STIs
- 9% PAC
- 3% Sexual abuse cases

## 3. Pregnancy related visits

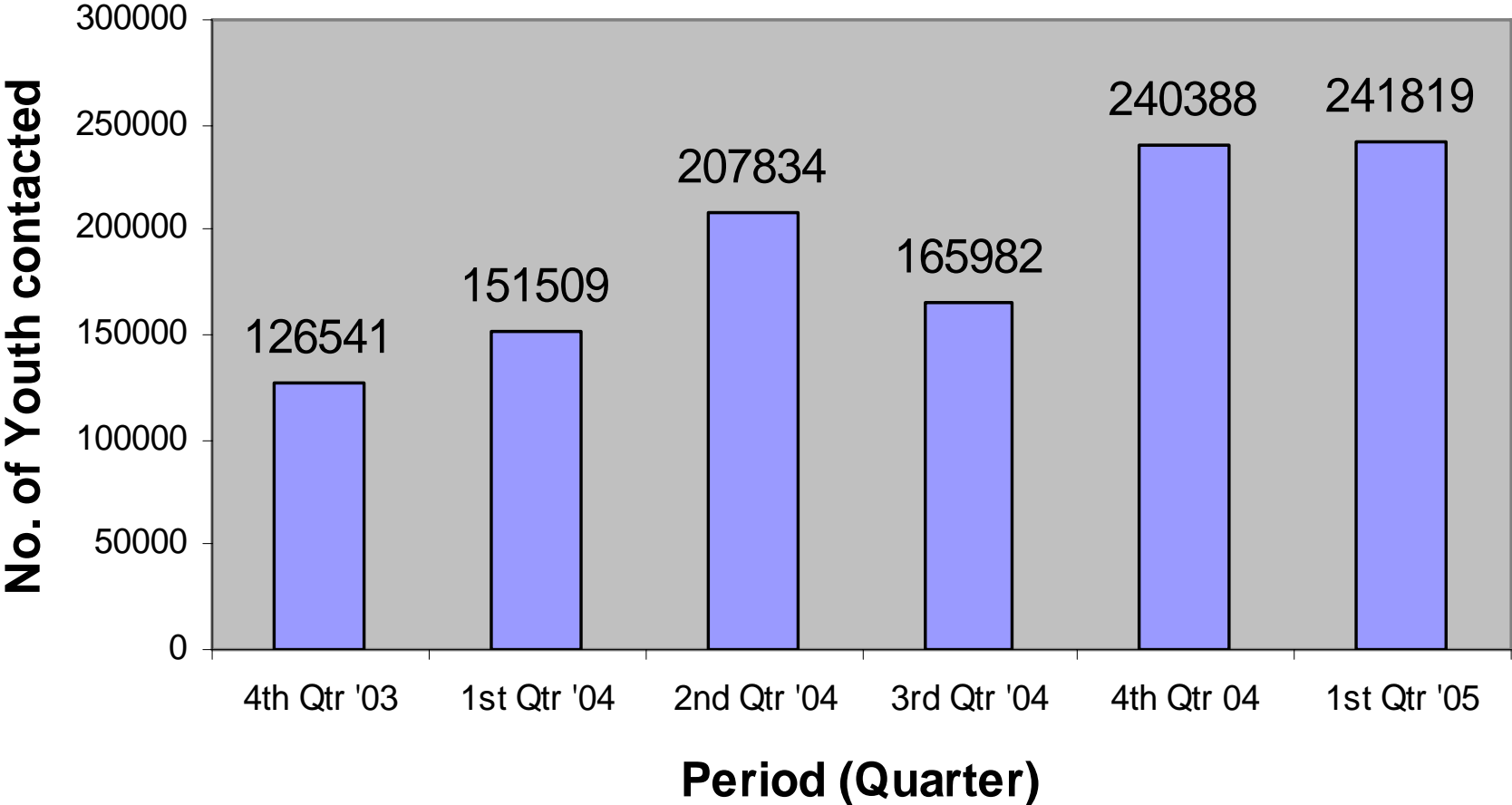
1. 53,154 pregnancy related visits
  - 50% deliveries
  - 16% PNC
  - 11% Pregnancy testing
  - 1.6% PAC

# Key Findings (Cont')

## B. Outreach Program

- 497 peer educators trained (200 NTCDs & 297 PSPs)
- 18 Field supervisors trained
- 1,150,915 young people reached (56.1% males & 43.9% females)
- NYC reached out to more youth (64%)
- Youth reached increased over time (Fig below)

# Outreach Services: Youth Reached by Quarter



# Outreach Program Cont'

- PSP reached out to more youth (60%) than NTCDs (40%)
- NTCDs distributed more condoms (58%) than PSPs (42%)
- Low drop out rate (31% among PSPs & 34% among NTCDs)

# Outreach (Cont)

- 1,303,808 male condoms distributed
- PPAG accounted for 73% of male condoms distributed (mostly in 2002); NYC=17%; & CHAG=10%

# What the Results Say

- 88% of targeted intervention facilities assessed; 91% of assessed facilities developed action plans
- Client satisfaction of services increased as confirmed by mystery clients studies, facility assessments, & field visits

# What the Results Say (Cont)

- Youth reached with services increased over the period & exceeded the target of 999,000 by 16%
- Capacity of IPs have been built – data collection collection, collation, etc.

# What the Results Say

- Platform created for active youth involvement in project planning, implementation, monitoring & Evaluation
- GHS (PS) facilities have great reach & potential in addressing the many RH problems of YP
- NYC is more effective in youth mobilization but less effective in condom distribution

# What the Results Say (Cont)

- Use of PSPs & NTCDs is an appropriate & effective means of distributing contraceptives to young people in communities
- Involvement of community and church leaders, establishment of TAN & PAN facilitates project implementation

# What the Results Say (Cont)

- Successful integration of ASRH into CHAG facilities (a major break through)
- Successful integration of ASRH into pre-service curricula for nurses & midwives
- AYA/Pathfinder work has widened coverage of YFS to larger population of young people in Ghana

# Challenges

- Delay in the finalization of YFS strategy
- Delays in dev. & acceptance of standard reporting format
- Inadequate BCC materials
- Logistic bottlenecks
- High staff turnover of some partners
- Heavy bureaucracy at GHS caused delays

# Lessons Learnt

- Programs are better integrated & sustained if processes are clearly outlined to obtain leadership commitment
- Exploring alternative channels of condom distribution such as NTCDs increases program reach & sustainability
- Integrating YFS into pre-service education reduces need for in-service training

# Recommendations

- All program indicators should be clearly defined and outlined in the early stages of program implementation
- Bottlenecks should be identified and addressed to ensure that projects make maximum use of the entire duration of the project to ensure optimum benefit

# Recommendations (Cont)

- ⑩ To address the bottlenecks of public sector, AYA/Pathfinder can negotiate with the government and give funds directly to the district, as has been done in other countries.
- ⑩ CHAG should be encouraged to expand YFS to more facilities if funding becomes available for this work.

# Recommendations (Cont)

- ⑩ Inclusion of outreach as an essential part of YFS increases program reach and should be carefully factored into future programs.
- ⑩ The NTCD strategy was effective in condom distribution and should be replicated in other programs

# Recommendations (Cont)

- The Challenge Cup Project concept is innovative and has the potential of reaching out to many young people with information and services and should be sustained



# Pathfinder

INTERNATIONAL

